



INTERNET SAFETY

Safer internet day

This presentation is dedicated to the “Safer internet day” event.



INTRODUCTION

Digital technologies provide you with a world of possibilities at your fingertips. Never before have we enjoyed so many opportunities to learn, exchange, participate and create. Yet, the internet also opens up certain risks to its users – especially the most vulnerable ones, such as children: privacy concerns, cyberbullying, disinformation, exposure to potentially harmful content and predatory behaviours, to



What will we learn today?

- What is exactly is Internet safety;
- Why do we need to be careful on the internet;
- What can we do to protect ourselves from danger;



What is Internet safety?

Internet safety is trying to be safe on the internet and is the knowledge of maximizing the user's personal safety and security risks to private information and property associated with using the internet, and the self-protection from computer crime.



Why should we be careful?

As we already mentioned the internet can be very dangerous. There are various dangers ranging from cyberbullying to hacking and even stealing someone's identity.

That's why we should follow some simple rules. Better be safe than sorry.





RULES


In order to protect ourselves, we need to follow some simple rule, such as:


- Keeping personal information limited.
- Keeping privacy settings on.
- Avoid visiting sketchy websites.
- Buy stuff from a reliable site.


Be Safe on the INTERNET


B BE CAREFUL  Be careful not to open e-mails from people you do not know.

E EXPRESS  Express your feelings to a teacher or an adult that you can trust if anything has made you feel unhappy or upset.

S SAFETY  Safety is key, so remember never to meet up with strangers you have met online.

A ASK  Ask an adult for permission each time you want to go on the Internet.

F FOCUS  Focus on making sure you do not give out personal information like your full name, address or passwords.

E ENJOY  Enjoy using the Internet, but don't forget these important points and always be safe.

COMPUTING with Meg

EducationCity

MORE RULES

- Don't download stuff from sketchy websites.
- Don't download files that were sent to you by someone you don't know.
- Keep your passwords to yourself and make them less obvious.
- Be careful what you post.
- Stranger danger.
- Keep your antivirus program up to date.

S
Stay Safe
Don't give out your personal information to people / places you don't know.

M
Don't Meet Up
Meeting someone you have only been in touch with online can be dangerous. Always check with an adult you trust.

A
Accepting Files
Accepting emails, files, pictures or texts from people you don't know can cause problems.

R
Reliable?
Check information before you believe it. Is the person or website telling the truth?

T
Tell Someone
Tell an adult if someone or something makes you feel worried or uncomfortable.

Follow these SMART tips to keep yourself safe online!

© Teaching Ideas www.teachingideas.co.uk



**THANK YOU FOR
YOUR TIME!**